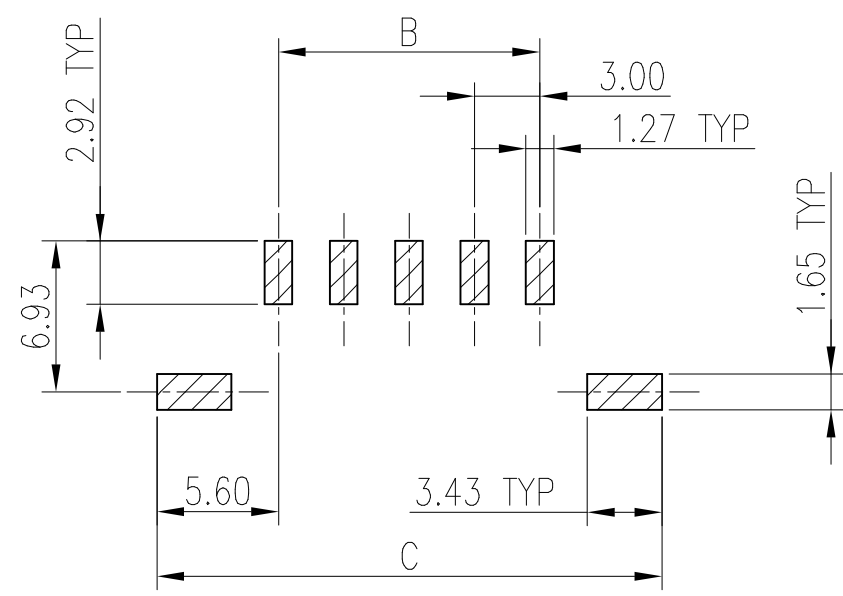
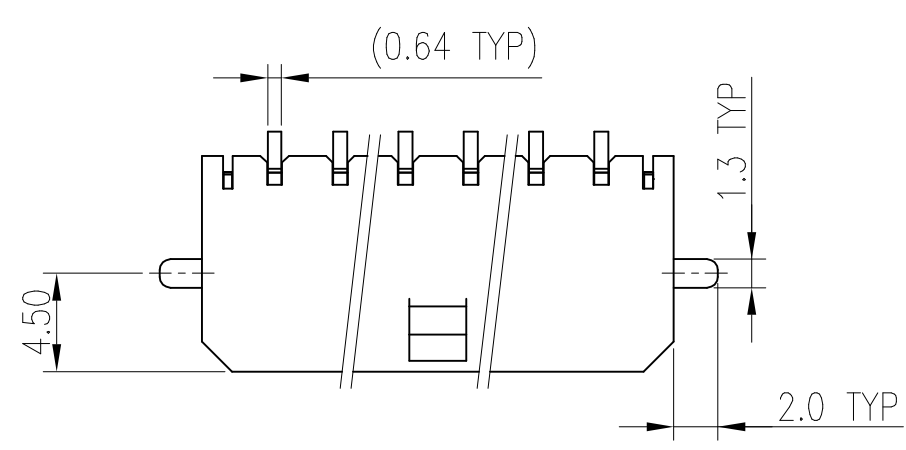


Amphenol FCI

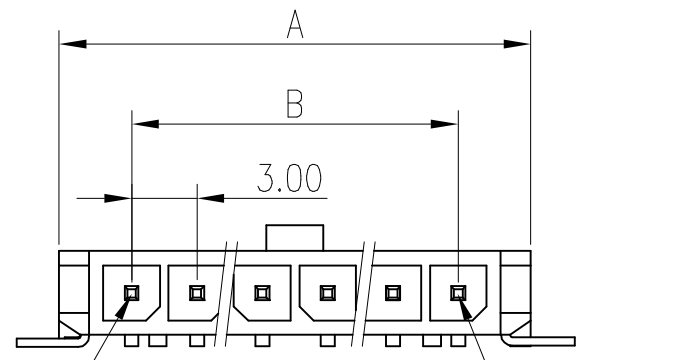
2016 AFCl

©



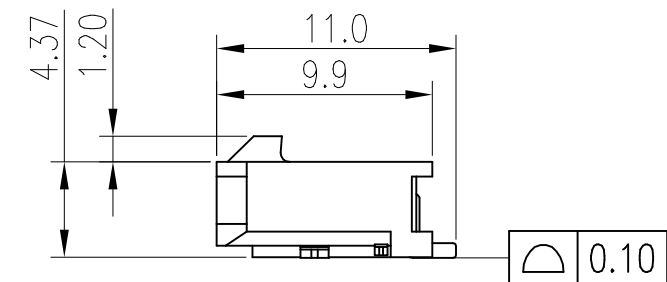
RECOMMENDED P.C.B LAYOUT
(GENERAL TOLERANCE: ±0.05)

- NOTE:
- MATERIAL:
HOUSING: LCP, UL94V-0, HALOGEN FREE, COLOR: BLACK
CONTACT: COPPER ALLOY.
METAL HOLD DOWN: COPPER ALLOY
 - CONTACT FINISH: NICKEL 50u" Min. UNDERPLATED OVERALL.
OPTIONAL PLATING ON CONTACT AREA, 100u" MIN MATTE TIN ON SOLDER TAIL.
METAL HOLD DOWN FINISH: 100u" MIN MATTE TIN OVER 50u" Min. NICKEL
 - REFER GS-20-0399 APPLICATION SPECIFICATION FOR MATING CONNECTOR.
 - PRODUCT SPECIFICATION: GS-12-1177.
 - TAPE & REEL PACKAGE SPECIFICATION: GS-14-2359.
 - APPLICATION SPECIFICATION: GS-20-0399
 - THE HOUSING WILL WITHSTAND EXPOSURE TO 260°C PEAK TEMPERATURE FOR 10 SECONDS IN A REFLOW OVEN.
 - LEAD FREE PRODUCTS MEET EUROPEAN UNION DIRECTIVES AND OTHER COUNTRY REGULATIONS AS DESCRIBED IN GS-47-0004
 - TO AVOID INTERFERENCE BETWEEN RECEPTACLE AND PCB, HEADER MUST BE PLACED WITHIN 10.16mm MAX. FROM EDGE OF PCB, AS SHOWN IN LOCATION DETAIL.
 - PART NUMBER SCHEME:
10136655-XX X X LF
- POS. CODE: XX X X LF
- 02: 2 POS
 - 03: 4 POS
 - 12: 12 POS
- LEAD FREE
- GLOW WIRE COMPATIBLE:
- 1: COMPATIBLE
 - 2: NON-COMPATIBLE
- PLATING CODE:
- 1: 100u" Min. MATTE TIN OVERALL
 - 2: GOLD FLASH ON CONTACT AREA, 100u"Min MATTE TIN ON TAIL
 - 3: 15u"Min Au ON CONTACT AREA, 100u"Min MATTE TIN ON TAIL
 - 4: 30u"Min Au ON CONTACT AREA, 100u"Min MATTE TIN ON TAIL

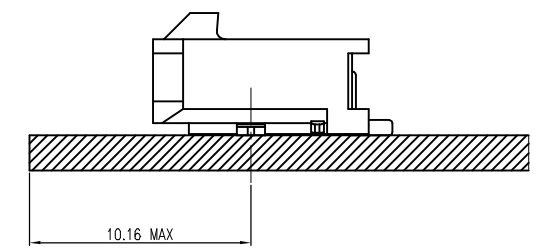


LAST CIRCUIT

CIRCUIT 1



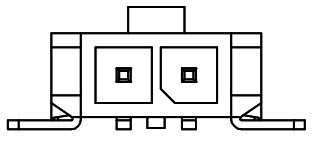
ALL SOLDER TAIL



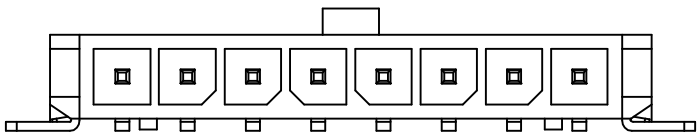
LOCATION DETAIL
(SEE NOTE #9)

PART NUMBER	POS.	A	B	C
10136655-02XXLF	02	9.65	3.00	14.20
10136655-03XXLF	03	12.65	6.00	17.20
10136655-04XXLF	04	15.65	9.00	20.20
10136655-05XXLF	05	18.65	12.00	23.20
10136655-06XXLF	06	21.65	15.00	26.20
10136655-07XXLF	07	24.65	18.00	29.20
10136655-08XXLF	08	27.65	21.00	32.20
10136655-09XXLF	09	30.65	24.00	35.20
10136655-10XXLF	10	33.65	27.00	38.20
10136655-11XXLF	11	36.65	30.00	41.20
10136655-12XXLF	12	39.65	33.00	44.20

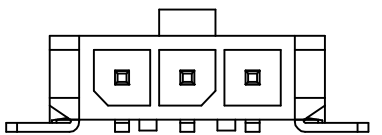
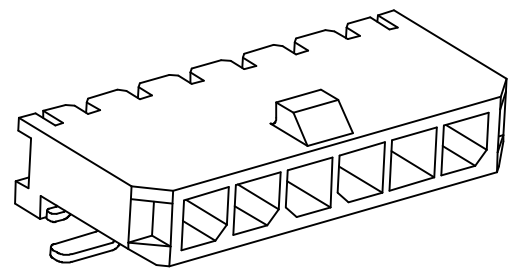
mat'l. code		surface ISO 1302 ✓		tolerance ISO 406 ISO 1101		projection		product family	
ltr		ecn no		dr		date		MINITEK PWR3.0	
A		ELX-N-30279		TONY		2015-09-23		title	
B		ELX-I-43460		ASLAM		2018-05-25		MINITEK PWR3.0 R/A HEADER, SINGLE ROW, SMT TAILS AND HOLD DOWN	
C						2022-01-21		scale N.T.S	
				dr		TONY LENG		2018-05-25	
				enr		AKHIL RAJAN		2022-01-21	
				chr		MITHUN PAUL		2022-01-21	
				app		SPK		2022-01-21	
sheet index		revision sheet		C		C		dwg no	
				1		2		sheet 1 of 2	
								size	
								A3	
								type	
								Product Customer Drawing	



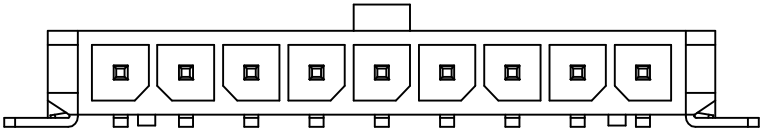
2 POS



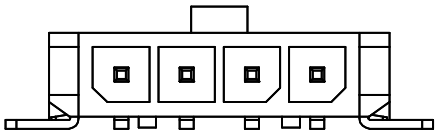
8 POS



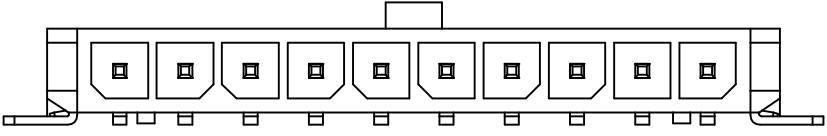
3 POS



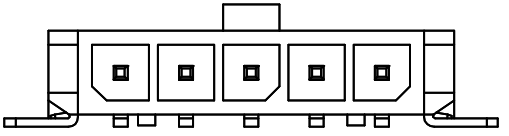
9 POS



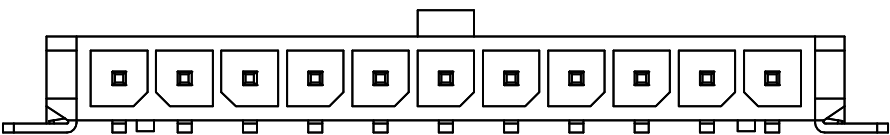
4 POS



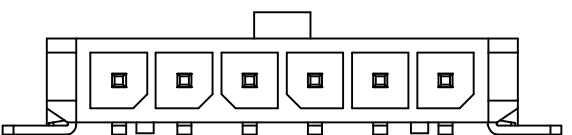
10 POS



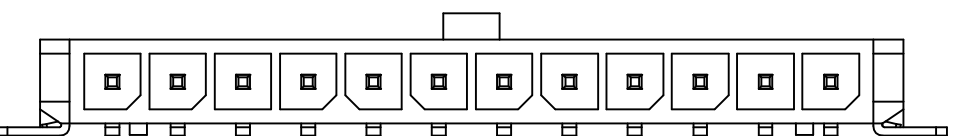
5 POS



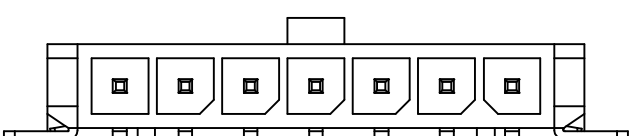
11 POS



6 POS



12 POS



7 POS



© 2016 AFCl

Amphenol FCI

A

B

C

D

A

B

C

D

mat'l. code		surface		tolerance		projection		product family	
		ISO 1302 ✓		ISO 406 ISO 1101				MINITEK PWR3.0	
ltr		ecn no		dr		date		title	
								MINITEK PWR3.0 R/A HEADER,SINGLE ROW, SMT TAILS AND HOLD DOWN	
				angles		linear		mm	
				0°±2'				scale N.T.S	
				dr		TONY LENG		2018-05-25	
				enr		AKHIL RAJAN		2022-01-21	
				chr		MITHUN PAUL		2022-01-21	
				appd		SPK		2022-01-21	
sheet index		revision		C		C		dwg no	
		sheet		1		2		sheet 2 of 2	
								size	
								A3	
								type	
								Product Customer Drawing	